

# HF916.5

916.5MHz SAW Filter

---



Approved by:
Checked by:
Issued by:

## SPECIFICATION

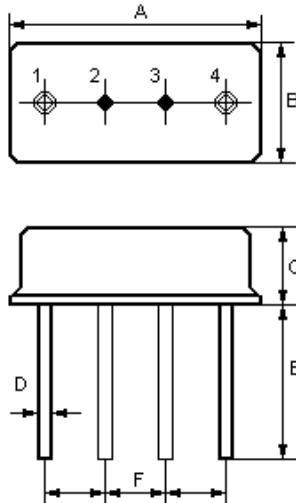
PRODUCT: SAW FILTER

MODEL: HF916.5 F-11

**HOPE MICROELECTRONICS CO.,LIMITED**

The **HF916.5** is a low-loss, compact, and economical surface-acoustic-wave (SAW) filter in a low-profile metal **F-11** case designed to provide front-end selectivity in **916.500** MHz receivers. Receiver designs using this filter include superhet with 10.7 MHz or 500 kHz IF, direct conversion and superregen.

**1.Package Dimension (F-11)**



Pin	Configuration
1	Input / Output
4	Output / Input
2/3	Case Ground

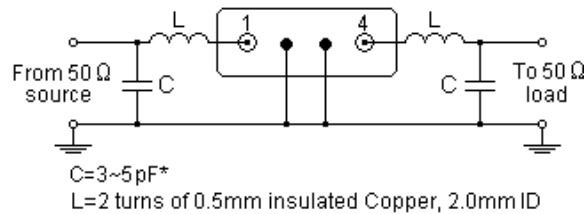
Dimensions	Data (unit: mm)
A	11.0±0.3
B	4.5±0.3
C	3.2±0.3
D	0.45±0.1
E	5.0±0.5
F	2.54±0.2

**2.Marking**

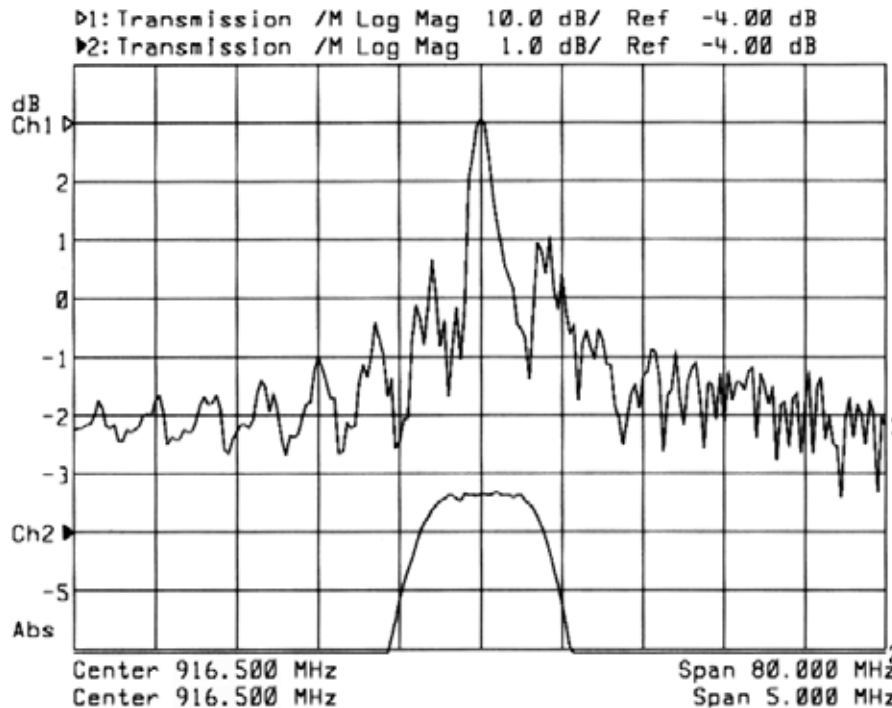
**HF916.5**

Color: Black or Blue

**3.Matching Circuit**



**4.Typical Frequency Response**



## 5.Performance

### 5-1.Maximum Rating

Rating		Value	Unit
CW RF Power Dissipation	$P$	+10	dBm
DC Voltage Between Any Two Pins	$V_{DC}$	$\pm 30V$	V
Storage Temperature Range	$T_{stg}$	-40 to +85	
Operating Temperature Range	$T_A$	-10 to +60	

### 5-2.Electronic Characteristics

Characteristic		Minimum	Typical	Maximum	Unit	
Center Frequency (center frequency between 3dB points)		$f_C$	916.500		MHz	
Insertion Loss		$IL$	--	3.5	5.0	dB
3dB Pass band		$BW_3$	1,200		kHz	
Rejection	at $f_C$ -21.4MHz (Image)	33	45	--	dB	
	at $f_C$ -10.7MHz (LO)	20	35	--		
	Ultimate	--	60	--		
Temperature	Turnover Temperature	$T_O$	25	55		
	Turnover Frequency	$f_O$	$f_C$		MHz	
	Frequency Temperature Coefficient	$FTC$	0.032		ppm/ <sup>2</sup>	
Frequency Aging	Absolute Value during the First Year	$ fA $	10		ppm/yr	

**ⓘ CAUTION: Electrostatic Sensitive Device. Observe precautions for handling!**

### C 2003. All Rights Reserved.

- The frequency  $f_C$  is defined as the midpoint between the 3dB frequencies.
- Unless noted otherwise, all measurements are made with the filter installed in the specified test fixture that is connected to a 50 test system with VSWR 1.2:1. The test fixture L and C are adjusted for minimum insertion loss at the filter center frequency,  $f_C$ . Note that insertion loss, bandwidth, and passband shape are dependent on the impedance matching component values and quality.
- Unless noted otherwise, specifications apply over the entire specified operating temperature range.
- Frequency aging is the change in  $f_C$  with time and is specified at +65°C or less. Aging may exceed the specification for prolonged temperatures above +65°C. Typically, aging is greatest the first year after manufacture, decreasing in subsequent years.
- Turnover temperature,  $T_O$ , is the temperature of maximum (or turnover) frequency,  $f_O$ . The nominal frequency at any case temperature,  $T_C$ , may be calculated from:  $f = f_O [1 - FTC (T_O - T_C)^2]$ .
- The specifications of this device are based on the test circuit shown above and subject to change or obsolescence without notice.
- All equipment designs utilizing this product must be approved by the appropriate government agency prior to manufacture or sale.
- Our liability is only assumed for the Surface Acoustic Wave (SAW) component(s) per se, not for applications, processes and circuits implemented within components or assemblies.
- For questions on technology, prices and delivery, please contact our sales offices or e-mail [sales@hoperf.com](mailto:sales@hoperf.com).